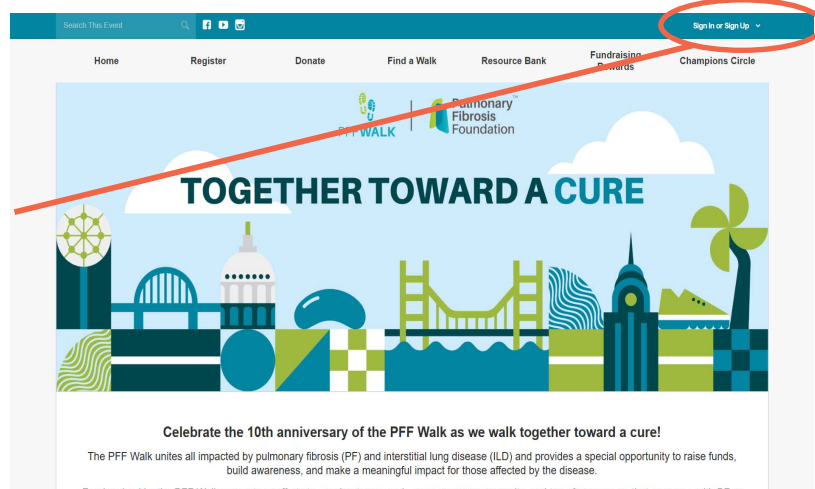


Fundraising Dashboard Guide

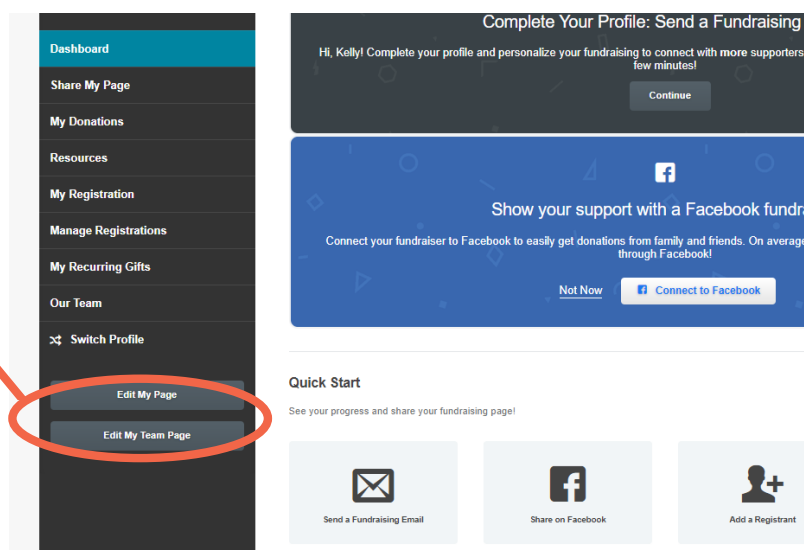
1 Accessing your Fundraising Dashboard

Your fundraising dashboard is your online portal for your PFF Walk fundraising efforts. On your fundraising dashboard, you will find tools to set up your personal fundraising page, send fundraising emails, and check your fundraising progress. [Click here](#) to log in to your fundraising dashboard.



2 Editing your Personal or Team Fundraising Page

Click "Edit My Page" or "Edit My Team Page" to edit your profile photo, add photos to your fundraising page, and share your story.

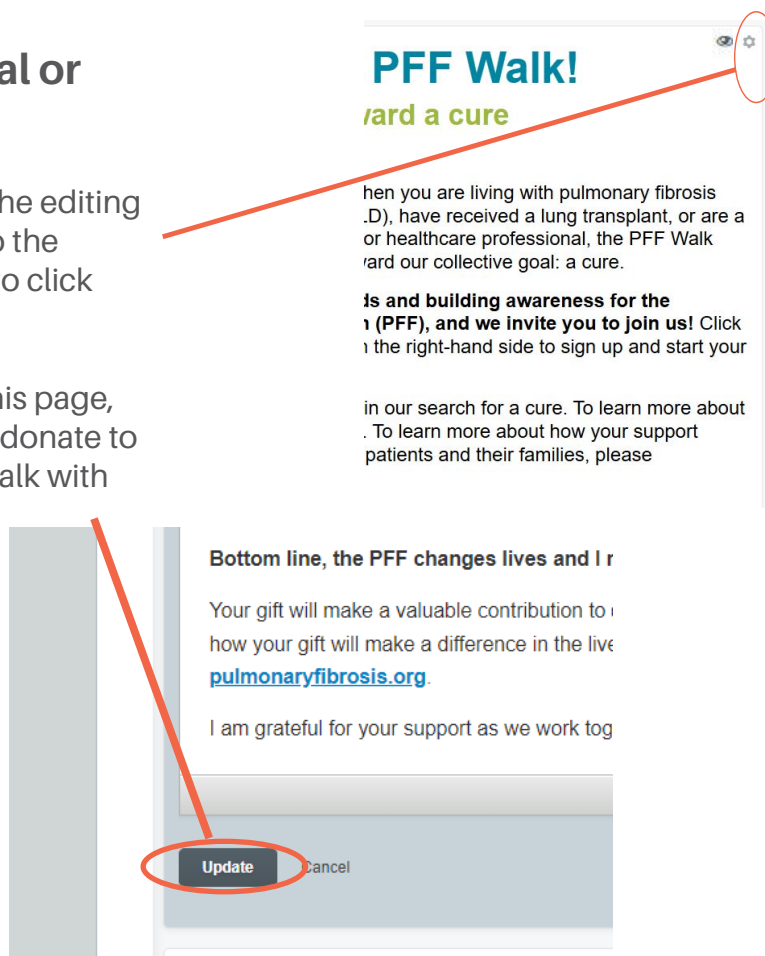


Fundraising Dashboard Guide

3 Editing your Personal or Team Message

Click on the wheel to open the editing screen and add your story to the message provided. Be sure to click "Update" once finished.

The more you personalize this page, the better! Inspire people to donate to your fundraising efforts or walk with you through your message.



4 Adding Photos and More

Scroll down to see the other sections you can customize, including a photo album and the video section.

You also have the ability to hide certain sections by clicking on the "eye."

Don't forget to click the green "Save Page" button when finished.



Fundraising Dashboard Guide

5 Navigating your Fundraising Dashboard

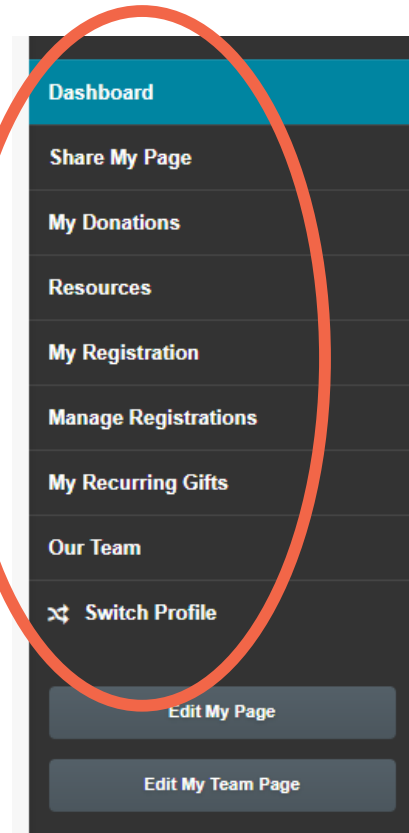
Share My Page: Email your donors, send a fundraising email, send emails to your team members, or share your fundraising page on Facebook and Twitter.

My Donations: View the donations you have received and update your goal. **Resources:** Download resources such as Story Prompts, the Team Leader Guide, the Walker Guide, or the Who Do You Know exercise.

My Registration: Update your personal information and email permissions. **Manage Registrations:** Add additional registrants

such as children or other non-fundraising participants.

Our Team: Access team fundraising information and ask others to join your team.



6 Adding Additional Registrants

Click on "Manage Registrations" and then the "Add Additional Registrant" button to register other family members, children, or people without an email address as a non-fundraising participant.

